



Analytics & Insights Feature Release of UIHN_25.6.0.0 for Customers



07/10/2025

Overview of UIHN_25.6.0.0 Release & Schedule

- UIHN_25.6.0.0 will be deployed to customers the weekend of:
 - **July 19th - 20th, 2025**
- Help Center: UIHN 25.6.0.0 Release Notes
 - <https://uc.powerschool-docs.com/unified-insights/latest/release-notes>
 - *UIHN_25.6.0.0 Release Notes will be available by **07/10/2025***

Analytics & Insights

UIHN_25.6.0.0

Analytics & Insights – Cohort Manager

Feature Overview: Customer Enabled Dynamic Groups

Navigation: *Utility Apps > Managed Groups > Edit or Add New Group*

- Dynamic Groups let you create custom groups that can be used to filter and drill down into dashboard metrics and reports
- 2.0 customers District Admins can now create their own Dynamic Groups without requiring a Services engagement. As long as they have SQL expertise, they will be able to build and manage these groups independently.*
- Queries for large data sets can take up to 30 minutes before group becomes usable in the platform.
- Both private and public groups supported
- Comprehensive help documentation will contain best practice, sample SQL, and video walkthrough

JIRA: UIHN 78118, UIHN 60888

* 1.x customers already have access to this feature.

Create a Group

Name*

Type Students

Effective Start Date*

Effective End Date*

Description

Status
Active groups can be used and selected on a dashboard
☒ Active

Visibility
Sets whether or not this group is usable by just you and the people you share with, or everyone
☐ Public
☒ Private

Member Source ⓘ
Manual Dynamic from Rules

Allow up to 30 minutes for group to become available for use.

Maintenance Type ⓘ ☐ Persistent ☐ Dynamic

Query*

Cancel Save

Analytics & Insights – Tenant Configuration

Feature Overview: Added View Only Tenant Configuration Dashboard to District Admin Role

Navigation: *Dashboards, Usage > Advanced Data Quality > Tenant Configuration*

Updated District Admin role permissions to view Tenant Configuration dashboard, providing access to configuration details for the following metrics:

- YET Rollover Date
- **PS-SIS 2.0 configuration metrics:**
 - Current GPA Configuration Settings With Priority
 - Current Attendance Configuration Settings
 - Current Behavior Configuration Settings
 - Current Behavior Flags by School Year

JIRA: UIHN 83338

The screenshot displays the 'Analytics & Insights' dashboard for 'Apple Grove Unified Schools'. The left sidebar shows navigation options: Dashboards, Utility Apps, and Developer Tools. The main content area is titled 'Usage' and 'Advanced Data Quality'. It features a 'Filter Data' dropdown and a 'Risk Analysis Pre-Check' link. The dashboard is divided into several sections:

- YET Rollover Date (mm-dd-yyyy):** Displays '08-02-2025'.
- Current GPA Configuration Settings With Priority:** A table with columns 'GPA METHOD' and 'PRIORITY'. It shows 'Weighted' with a priority of '1'.
- Current Attendance Configuration Settings:** A table with columns 'ATTENDANCE CONFIGURATION' and 'THRESHOLD VALUE'. It shows 'attendance_threshold' and 'membership_threshold' both set to '0.01'.
- Current Behavior Configuration Settings:** A table with columns 'BEHAVIOR FLAG' and 'IS ENABLED?'. It shows four flags: 'use_different_flag_by_year', 'use_incident_action_combined', 'use_incident_behavior_subtype', and 'use_log_entry', all set to 'true'.
- Current Behavior Flags by School Year:** A table with columns 'BEHAVIOR FLAG' and 'SCHOOL YEAR LIST'. It shows three flags: 'use_incident_action_combined_schoolyear_list' (2022-2023), 'use_incident_behavior_subtype_schoolyear_list' (2022-2023), and 'use_log_entry_schoolyear_list' (2023-2024, 2024-2025).

Analytics & Insights - Usage Analytics

Feature Overview: New Filters to Improved Performance

Navigation: *Dashboards > Usage > Usage*

- **Improved Performance:**
 - Refactored to increased page speed loading times and improve overall user experience
- **New Refactored Filters:**
 - Date Filter - any date range
 - District Filter

JIRA: UIHN 83578

Dashboard Usage

Filter Data

Apple Grove Unified Schools

Clear All Filters

Date Range

District

Users in the Last 30 Days

30,829

Dashboard views in the la

The total number of dashb

From:

To:

Jun

2025

June 2025

July 2025

Mo Tu We Th Fr Sa Su

Mo Tu We Th Fr Sa Su

1

1 2 3 4 5 6

2 3 4 5 6 7 8

7 8 9 10 11 12 13

9 10 11 12 13 14 15

14 15 16 17 18 19 20

16 17 18 19 20 21 22

21 22 23 24 25 26 27

23 24 25 26 27 28 29

28 29 30 31

30

Clear Dates

Analytics & Insights - Usage Analytics

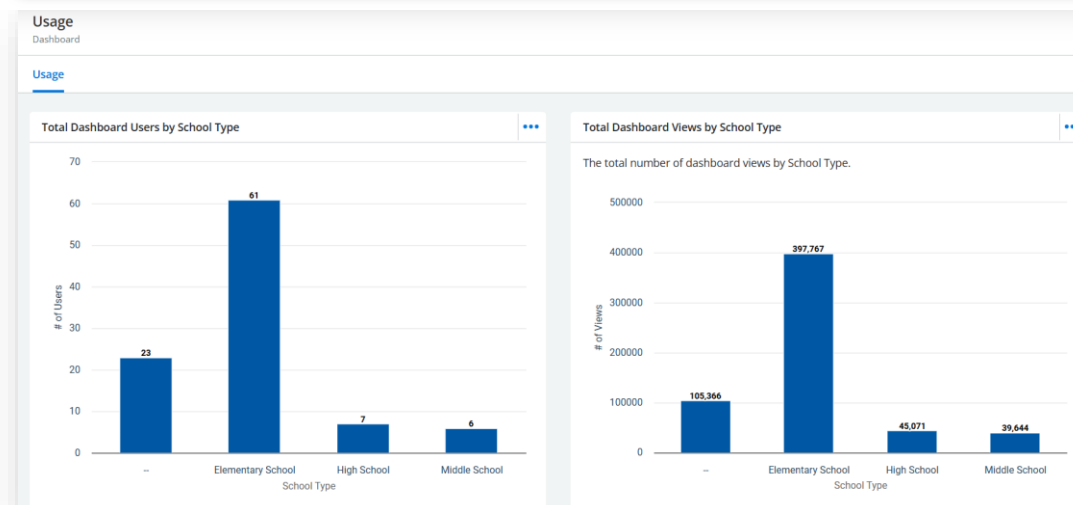
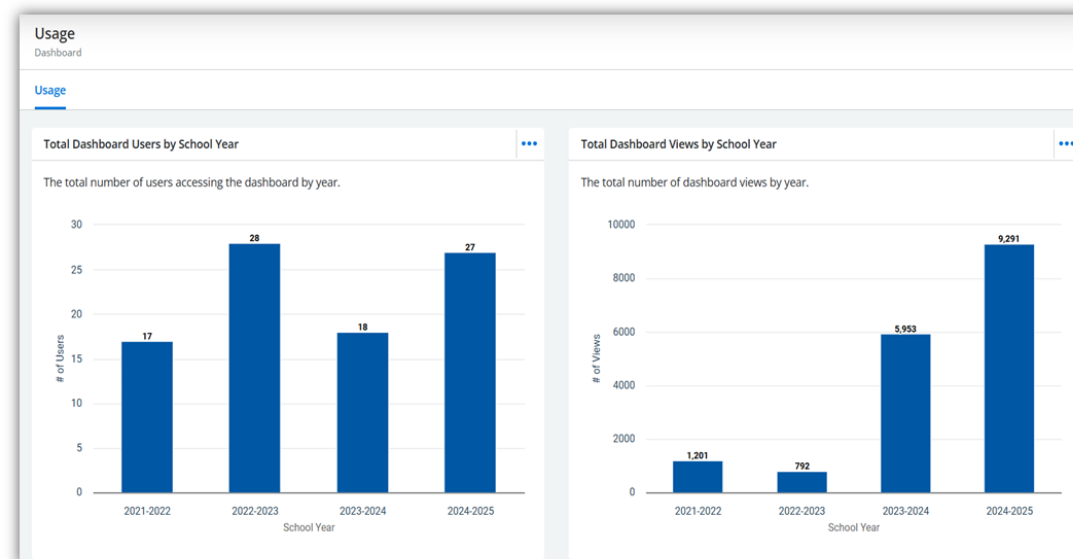
Feature Overview: New Usage Dashboard Metrics

Navigation: *Dashboards > Usage > Usage*

Enhanced Usage dashboard to utilize ETL enhancements to improve performance with refactored and Date Range Filter for new metrics:

- **New Metrics:**
 - *Dashboard Views in the Last 30 Days*
 - *Unique Users in the Last 30 Days*
 - *Dashboard Views in the Last 60 Day*
 - *User Logins in the Last 60 Days*
 - *Total Dashboard Users by School Year*
 - *Total Dashboard Views by School Year*
 - *Total Dashboard Users by School Type*
 - *Total Dashboard Views by School Type*

JIRA: UIHN 83578



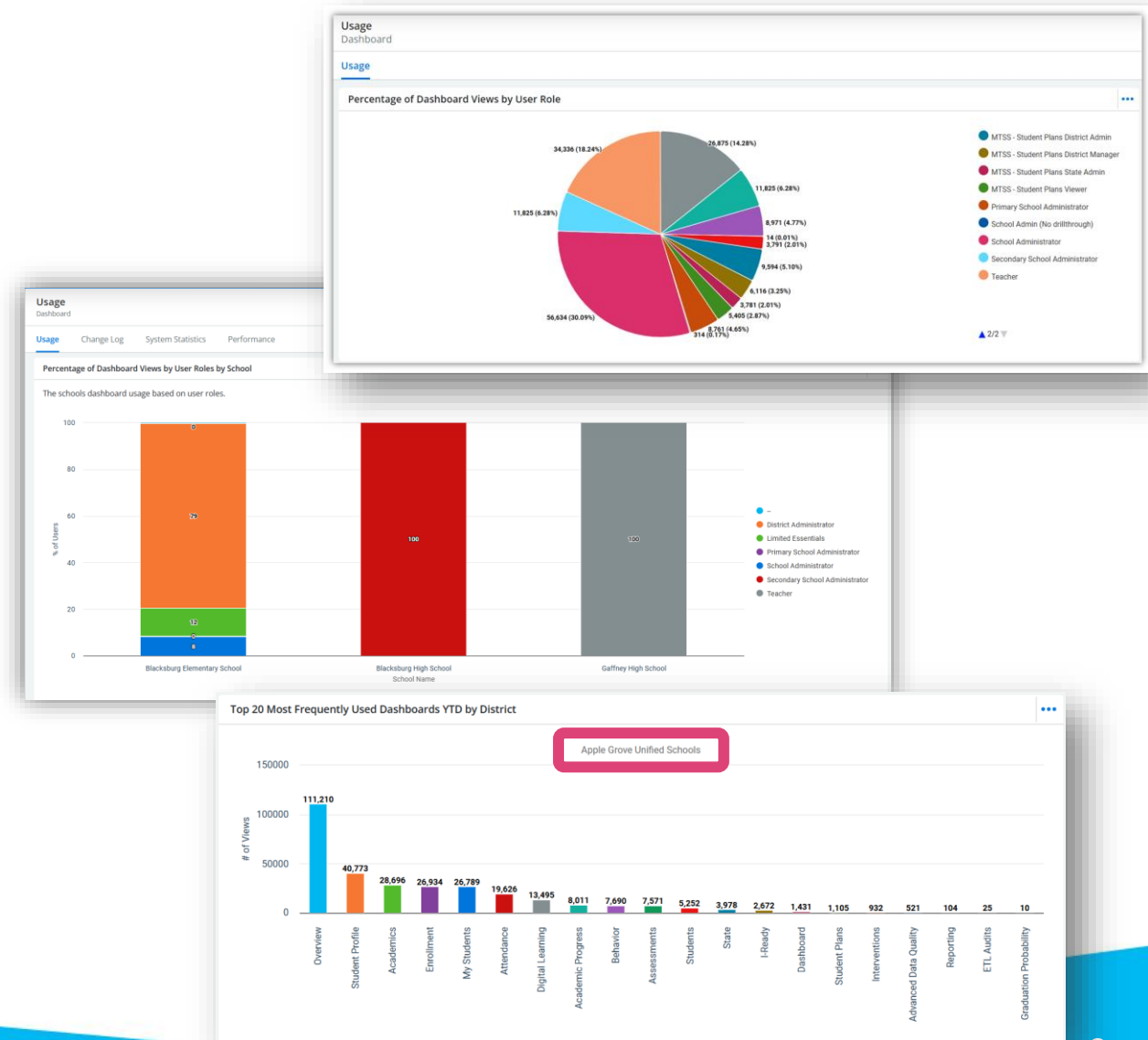
Analytics & Insights - Usage Analytics

Feature Overview: New & Updated Metrics

Navigation: *Dashboards, Usage, Usage*

- **New Metrics:**
 - Percentage of Dashboard Views by User Role
 - Percentage of Dashboard Views by User Roles by School
 - YTD Dashboard Views by User Role
- **Refactored & Renamed Metric:**
 - Top 20 Most Frequently Used Dashboards YTD by District – *Utilizes District name instead of District ID*

JIRA: UIHN 83578



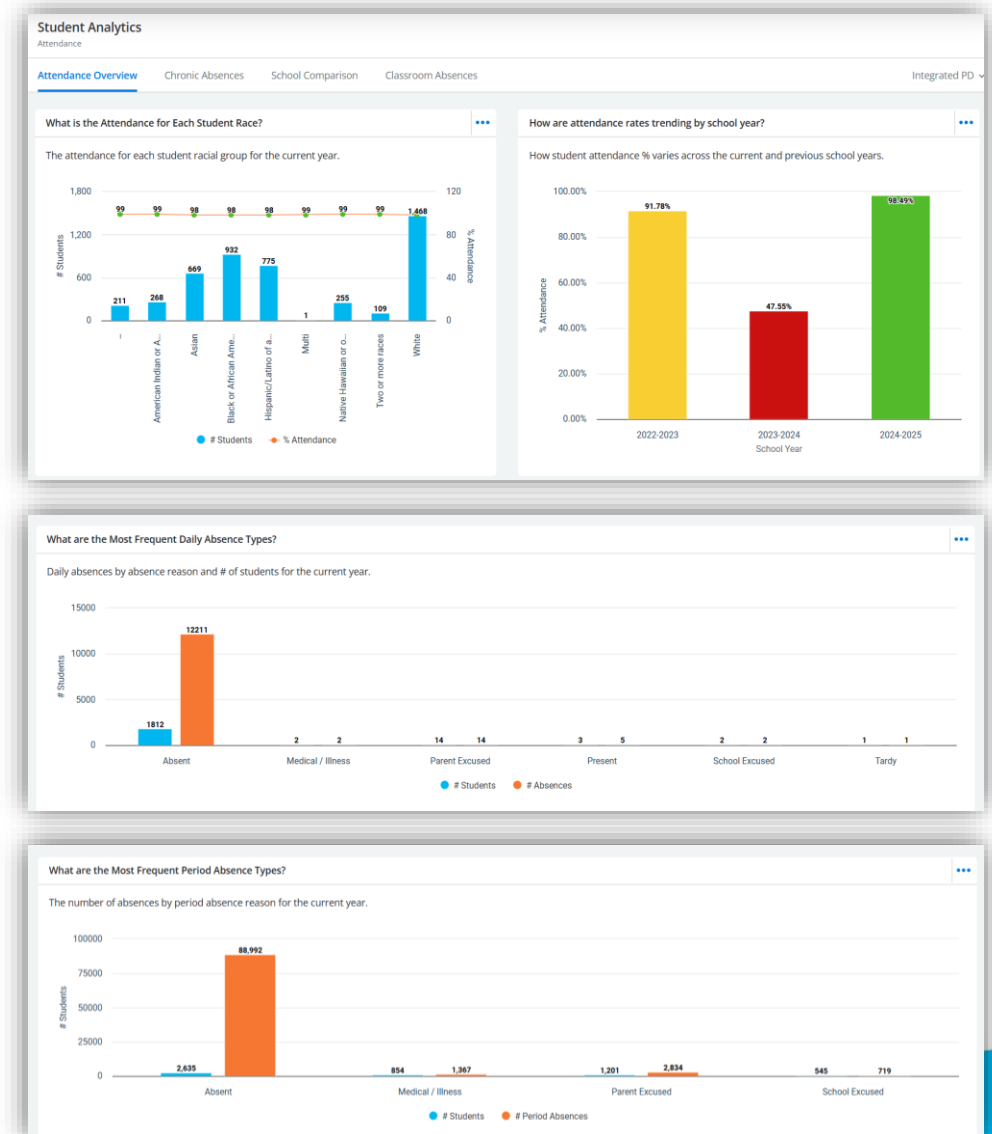
Analytics & Insights - Attendance Analytics

Feature Overview: New Metrics

Navigation: *Dashboards > Student Analytics > Attendance Overview*

- **New Metrics**
- **Attendance Rates by School Year**
 - Provides year over year overall attendance rates. Defaults to past 5 school years. KTO hours required for longer YoY date range.
- **Splitting of Absence Reason Types into Daily & Period metrics**
 - **What are the Most Frequent Daily Absence Types?** Providing a detailed view of daily absence reasons for the **current school year**.
 - **What are the Most Frequent Period Absence Types?** Providing a detailed view of absences by period-level absence reasons for the **current school year**.
 - **Note:** Each new metric has display rules enabled to automatically hide if no data is available. (e.g. *If an elementary school does not have period attendance, the users would not see that metric.*)

JIRA: UIHN 81785



Analytics & Insights - Attendance Analytics

Attendance Metrics	Feature Overview	JIRA
Attendance Rounding	<p>Navigation: <i>Dashboards > Student Analytics > Attendance (all dashboards)</i></p> <p>Bug Fix: Attendance figures will no longer be rounded. Customers reporting attendance in half-day increments, with absences recorded as whole numbers or decimals to the nearest tenth (e.g., 0.5). Previously, aggregated values were rounded up, but going forward, totals will reflect exact values—including .5 where applicable. All metrics displaying absence counts will now align with this more precise reporting.</p>	UIHN 85590
Chronic Absence	<p>Navigation: <i>Dashboards > Student Analytics > Chronic Absences</i></p> <p>Repositioned the Chronic Absence metric "Are Chronic Absences Concentrated in Specific Locations?" to the bottom of the dashboard based on the priority of other metrics.</p>	UIHN 80119

Analytics & Insights – Student Plans / CIP

Feature Overview: Document Attachment Component

Navigation: *Utility Apps, MTSS Student Plans & Utility Apps, Improvement Plans*

Added new Attachment form component providing the ability to add documents to both plans (up to 50MB). The following formats are supported for attached documents:

- Basic types for images (.jpg, .png, .svg, .gif)
- PDF
- Excel formats(.xls,.csv,.xlsx)
- Word (.doc,.docx)
- PPT, PPTX (Microsoft PowerPoint)
- TXT (Plain Text)
- Video & audio (.mp4,.mov,.avi,.mp3,.wav,)

JIRA: UIHN 63514

Feature Overview: Viewing

Users are now able to view a Student Plan if the template is empty.

JIRA: UIHN 75967

Bug Fix: Image Carousel Images for Safari browser

Complete image is now viewable in image carousel if using Safari on a Mac.

JIRA: UIHN 81753

The screenshot shows the 'Student Plans' interface with the 'Templates' tab selected. The 'Student Plan Template Builder' section is visible, showing an 'Example Plan' and 'Plan type: District'. Below this, there are three categories of components: 'Input Components', 'Layout Components', and 'Data Components'. The 'Attachment' component is highlighted with a red box in the 'Data Components' section.

The screenshot shows the 'Attachment Component' form. It has a 'Display' tab and a 'Preview' tab. The 'Display' tab is active, showing a 'Label' field with the text 'Attach Supporting Documents', a 'Required' checkbox, a 'Button Text' field with the text 'Upload Attachment', and a 'Description' field with the text 'Please add any supporting documents to this plan.' The 'Preview' tab shows a preview of the attachment component with an 'Upload Attachment' button and the same description text.

The screenshot shows the 'Attachments' dialog box. It has a title bar with 'Attachments' and a close button. The main content area says 'Select documents to upload' and lists supported file formats: 'Max file size: 50MB. Formats: PDF, XLS, XLSX, CSV, DOC, DOCX, JPG, PNG, SVG, GIF, MP4, MOV, AVI, MP3, WAV, PPT, PPTX, TXT'. There is a dashed box for dragging and dropping files, and a button that says 'Drag and drop or click to add files'. At the bottom, there are 'Cancel' and 'Attach' buttons.

Analytics & Insights - Enrollment Analytics

Enrollment Metrics

Overview

JIRA

Bug Fix: Students marked as Graduated in future date no longer show as Graduated prior to that date.	Navigation: <i>Dashboards > Student Analytics > Enrollment Overview</i> Previous functionality showed student as Graduated prior to Graduated date if they were marked as Graduated for a date in the future. Now, students marked as Graduated in future date no longer show as Graduated prior to that date.	UIHN 83502
Bug Fix: Corrected Enrollment dashboard drill through navigation to School Profile	Navigation: <i>Dashboards > Student Analytics > Enrollment Overview</i> Corrected an issue with the Enrollment Overview dashboard when users attempted to navigate to a School Profile after drilling to a School List. This issue has been corrected so users can drill through to view the School Profile.	UIHN 84873
Bug Fix: Corrected Ethnicity category color codes	Navigation: <i>Dashboards > Student Analytics > Enrollment</i> Corrected Ethnicity category color codes. Dashboard color codes for ethnicity categories now remain the same across all dashboards.	UIHN 72600

Analytics & Insights – Assessment Analytics

Bug Fixes: Metric Names & Color Palette

Navigation: *Dashboards > Student Analytics, Assessments > Score Roster*

- Corrected the Assessments > Score Roster Metric Title
 - Corrected a grammatical issue with the Assessments, Score Roster metric title to now read as: “How have the student assessment proficiencies changed over time?”

JIRA: UIHN 83638

Student Analytics

Assessments

State I-Ready STAR NWEA ACCESS ACT SAT PSAT AP / IB Score Roster Score Search

Score Roster

Filter Data Apple Grove Unified Schools Currently Enrolled in this School Component Compos

How have the student assessment proficiencies changed over time?

Actions

		YEAR	2024-2025			
		PERIOD	ALL			
		TEST NAME				
<input type="checkbox"/> NAME	STUDENT ID		Math.Trades.Benchmark1.MCS.v2	ELA.G9.Benchmark1.MCS	SWUN Math - Grade 2 Volume 1 Benchmark 2024-2025	SWUN Math - Grade 6 Unit 3 2024-2025

Analytics & Insights – Other Enhancements

Component	Feature Overview	JIRA
CA State Specific Query	Updated California (CA) State-specific queries to support older and newer SIS logic Based on California (CA) customers' feedback, the state-specific queries were updated California (CA) State-specific queries to support two versions of SPED/SE logic to support both reporting methods.	UIHN 86294 UIHN 83732
Login Page	Navigation: <i>Site Administration, Security, Theme Management, Portal Themes</i> Updated the Themes Management to fully support custom image ratios for Analytics & Insights Login Page to allow Developer Tools users to customize the logo file layout to display different aspect ratios to view different logo image layouts.	UIHN 81440
Logout Page	District logo District Logo on the logout page is now constrained to max 300px width by max 300px height.	UIHN 83853
Student Profile	Bug Fix Improved security for our access controls based on pen-testing scenario of passing the URL string from the Student Profile to assure district admins and multi-district admin access rights are properly maintained across users.	UIHN-84036

Analytics & Insights – Other Enhancements

Component	Feature Overview	JIRA
Behavior Logs	<p>Full Mapping of Logs^{Beta}</p> <p>Current Behavior: Today, our analytics platform ingests student behavior data from PowerSchool SIS using a limited set of predefined log entry flags.</p> <p>What's Changing: For customers who opt in, we're introducing a new capability that allows ingestion of behavior data based on any combination of existing PS-SIS log entry fields—such as incident type, action taken, or location.</p> <p>What This Means for Customers: With this enhancement, districts gain flexible, policy-aligned behavior data ingestion into our data warehouse. The feature is in Beta now, with a full rollout planned in the Fall 2025 release.</p>	UIHN 81523
Student Location Map	<p>Canada Support for Mapped Student Locations</p> <p>On the Performance Indicators Dashboard, the geospatial view of student residence concentration within the district will now support Canada.</p>	UIHN 82157
VPAT	<p>Updated dashboard metric configurations to address keyboard navigation issue to meet VPAT 2.1.1 (Level A) requirement as found with the demographic Information metric's links for each field: TOTAL, GENDER, ETHNICITY, SUBGROUPS, ETC. to provide navigation from the keyboard. This issue has been corrected.</p>	UIHN 42249

MTSS

25.6.0.0

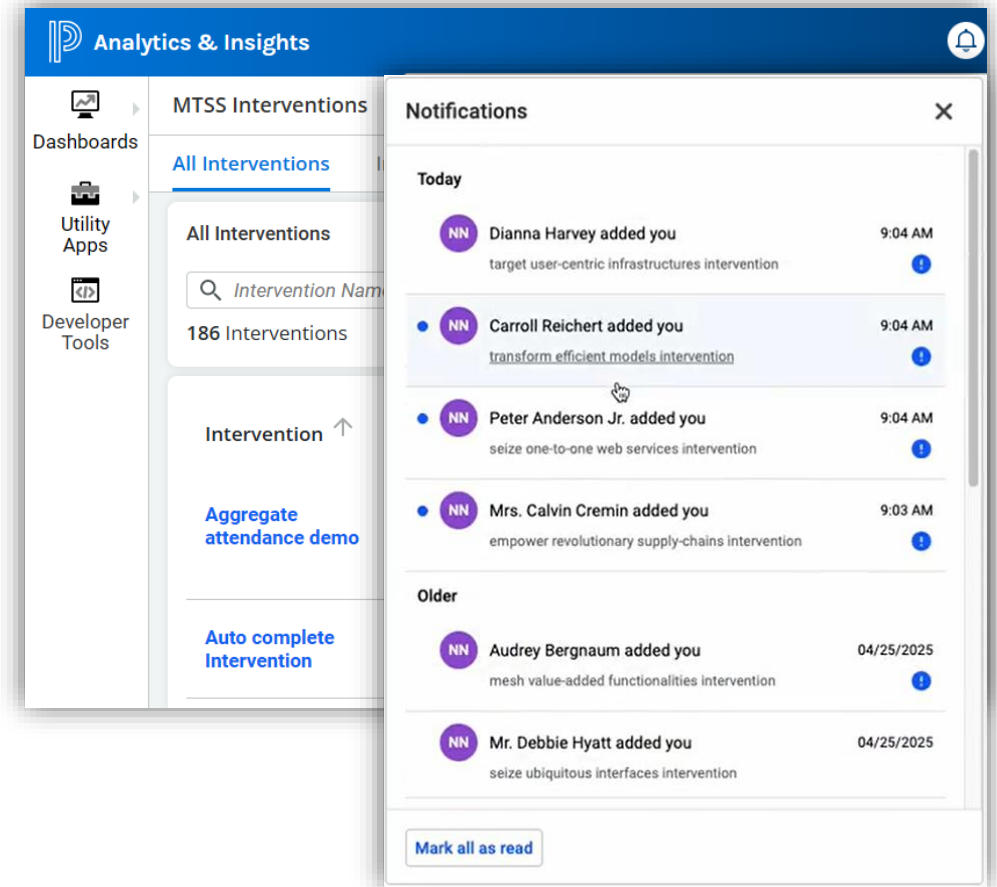
MTSS - In-App Notifications ^{Beta}

Feature Overview: In-App Notifications ^{Beta}

MTSS Intervention users will now receive in-app notifications for the following events:

1. When **they are added** to an intervention.
 2. When their **students are added or removed** from interventions they're working on.
 3. When a **note is added** to their intervention
 4. When someone **replies to a note** they've written
 5. When their **intervention's schedule is updated**
 6. When their **intervention is completed**.
- Unread notifications are shaded and have a blue dot
 - Important notification are indicated with a blue exclamation icon. Importance setting is controlled in the user's personal notification preferences.
 - Users will have the ability to mark all notifications as read by clicking on the *mark all as read* button

JIRA: UIHN 86080



MTSS - In-App Notifications ^{Beta}

Feature Overview: Admin In-App Notification Settings ^{Beta}

Navigation: *Utility apps > District Configuration > Notifications*

Default notifications can be managed by as follows:

- For single districts, MTSS District Administrators and Global Administrators will receive access to the notifications manager
- For multi-districts, only Global Administrators will receive the notifications manager access
- This access grants the admins the ability to manage and set default notifications.
- Once a notification is set as a default (In-app and /or mark as important), it will **not be editable** by users from their individual notification settings.

JIRA: UIHN 86080

The screenshot displays the 'Analytics & Insights' dashboard with the 'District Configuration' tab selected. Under 'District Configuration', the 'Notifications' sub-tab is active. The 'Notification settings' section is titled 'MTSS Interventions' and includes a note: 'Set default MTSS Interventions notifications for all users. Once configured, these options cannot be modified by users.' Below this is a table with three columns: 'Notifications', 'In-app', and 'Mark as important'. The table lists various notification types, with checkboxes for 'In-app' and 'Mark as important' for each. The first six notification types have both checkboxes checked, while the remaining five have both unchecked. At the bottom right, there are 'Cancel' and 'Save as default' buttons.

Notifications	In-app	Mark as important
Staff updates	<input checked="" type="checkbox"/>	<input checked="" type="checkbox"/>
Staff is added to an intervention	<input checked="" type="checkbox"/>	<input checked="" type="checkbox"/>
Student updates	<input checked="" type="checkbox"/>	<input checked="" type="checkbox"/>
Staff's student is added to an intervention	<input checked="" type="checkbox"/>	<input checked="" type="checkbox"/>
Staff's student is removed from an intervention	<input checked="" type="checkbox"/>	<input checked="" type="checkbox"/>
Intervention updates	<input type="checkbox"/>	<input type="checkbox"/>
A note is added to staff's intervention	<input type="checkbox"/>	<input type="checkbox"/>
A reply is added to a note	<input type="checkbox"/>	<input type="checkbox"/>
Intervention schedule is updated by other staff	<input type="checkbox"/>	<input type="checkbox"/>
Staff's intervention is marked as completed	<input type="checkbox"/>	<input type="checkbox"/>

MTSS- In-App Notifications ^{Beta}

Feature Overview: User In-App Notification Settings ^{Beta}

Notifications can be managed by the individual user as follows:

Navigation: *Utility apps > Notifications settings.*

- All users can choose what they want to be notified about and can set priority notifications as important.
- **Note:** Notifications set as mandatory by the Admins **cannot** be turned off by the user

JIRA: UIHN 86080

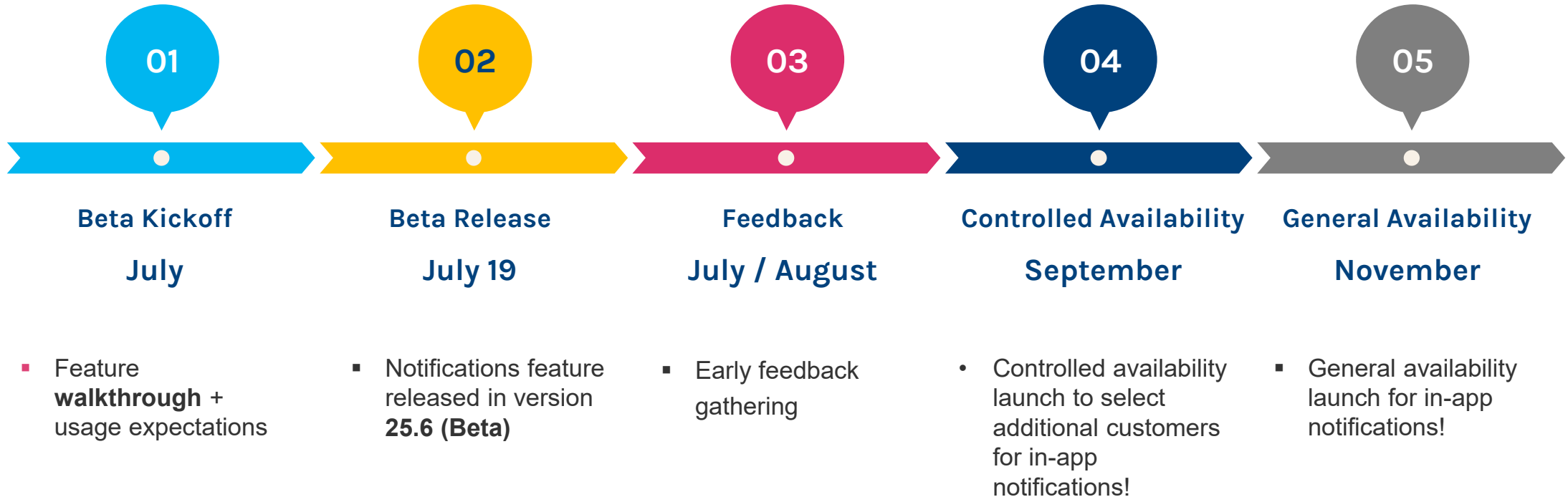
The screenshot shows the 'Notification settings' page for 'MTSS Interventions' within the 'Analytics & Insights' section. The page has a sidebar with 'Dashboards', 'Utility Apps', and 'Developer Tools'. The main content area is titled 'Notification settings' and includes a sub-header 'MTSS Interventions'. Below this, a message states: 'Set MTSS Interventions notification preferences. The notification settings added by the administrator cannot be modified.' with a 'Restore to default' button. The settings are organized into a table with columns for 'Notifications', 'In-app', and 'Mark as important'. A tooltip points to the 'In-app' column, stating: 'Pre-selected notification settings that are read-only have been set by your administrator and can't be changed.' The table lists various notification types, some of which are pre-selected in the 'In-app' column.

Notifications	In-app	Mark as important
Staff updates	<input checked="" type="checkbox"/>	<input checked="" type="checkbox"/>
You are added to an intervention	<input checked="" type="checkbox"/>	<input checked="" type="checkbox"/>
Student updates	<input checked="" type="checkbox"/>	<input checked="" type="checkbox"/>
Students are added to an intervention you are assigned to	<input checked="" type="checkbox"/>	<input checked="" type="checkbox"/>
Students are removed from an intervention you are assigned to	<input checked="" type="checkbox"/>	<input checked="" type="checkbox"/>
Intervention updates	<input checked="" type="checkbox"/>	<input type="checkbox"/>
A note is added to my intervention	<input checked="" type="checkbox"/>	<input type="checkbox"/>
A reply is added to a note	<input checked="" type="checkbox"/>	<input type="checkbox"/>
Intervention schedule is updated by other staff	<input checked="" type="checkbox"/>	<input type="checkbox"/>
Staff's intervention is marked as completed	<input checked="" type="checkbox"/>	<input type="checkbox"/>

Buttons: Cancel, Save

MTSS - In-App Notifications^{Beta}

Beta to General Availability Plan



MTSS – Intervention Listing Page

Feature Overview: Filtering and Performance

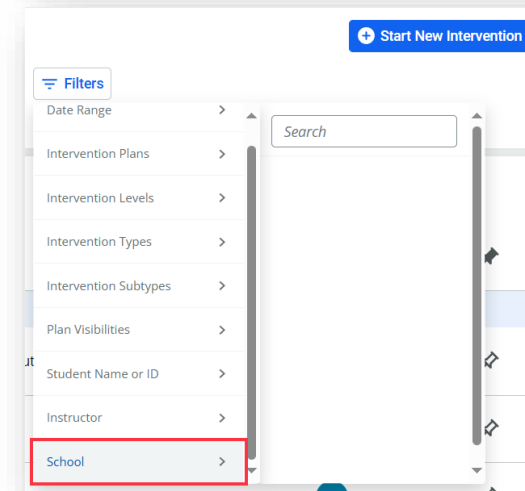
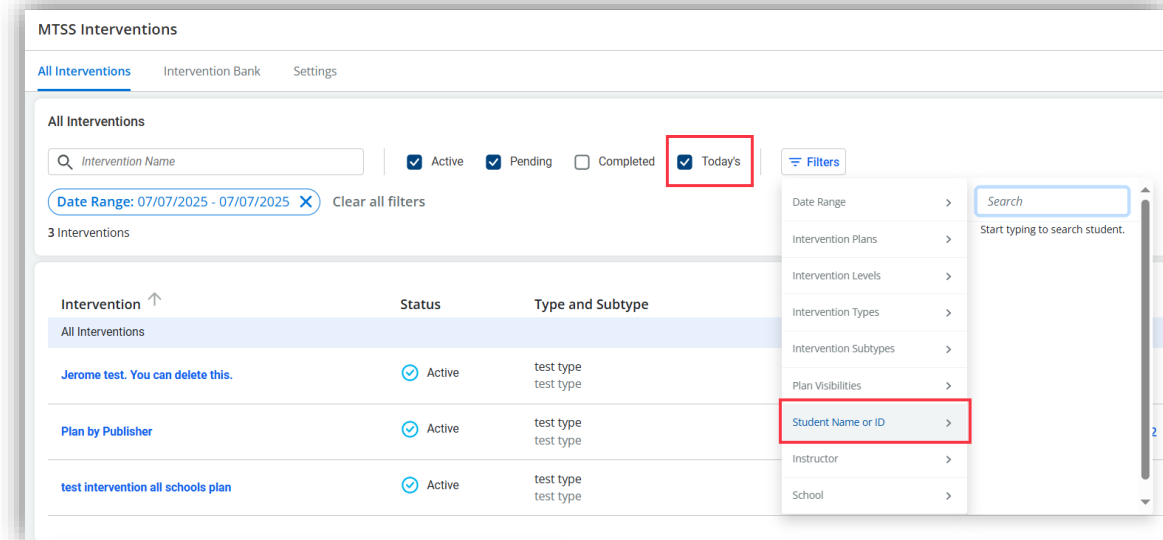
Navigation: *Utility apps* > *MTSS Interventions*

District Managers will now experience an enhanced listing page for interventions, providing **faster loading speeds** and a **refreshed interface for filters**.

Key enhancements to the filters include:

- **"Today's Interventions" Option:** A direct filtering option for interventions scheduled for the current day has been added for immediate access.
- **Consolidated Student Search:** The "Student Name" and "Student ID" filters have been **merged into a single, unified search field** to streamline student identification.
- **Filter by School:** We've added a helpful new filter to the "All Interventions" page to make it easier to find what you're looking for. You can now **filter by school**. When you select a specific school, you will see all interventions that include students from that school.

JIRA: UIHN 85981, UIHN 80828



MTSS – Intervention Owner Persona

Feature Overview: Intervention Owner Persona

Navigation: *Interventions > Manage Intervention > Staff*

We've introduced a new way to manage interventions, making it easier to delegate and control specific interventions.

What's New:

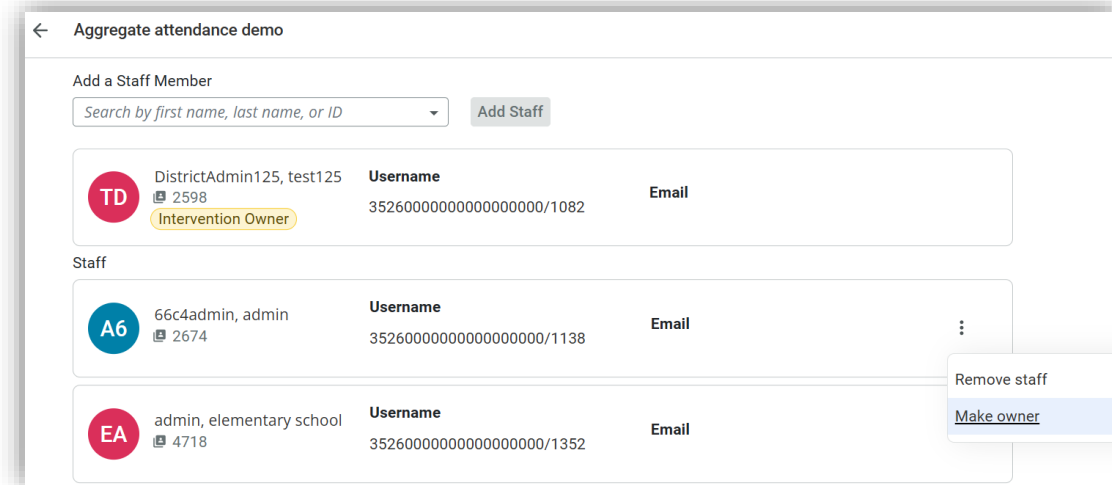
- When a user creates an intervention, they're automatically the **owner**.
- As the owner, they can **transfer ownership** of an intervention to another teacher.
- There can only be 1 owner per intervention

Full Control for Owners: Whether they're the creator or a new owner, they'll have access to manage that intervention, including:

- Editing staff, schedule, and Student Support Resources (SSR).
- Completing the entire intervention without needing to withdraw or complete each student individually.
- Reactivating their completed interventions.

Note: Administrators still have full access to all interventions.

JIRA: UIHN 73499



MTSS – Transferring Students

Feature Overview: Student Transfer to New Intervention

Transfer Students to a New Intervention from Current Intervention

This feature allows users to seamlessly **transfer students** from one intervention to another. It builds upon existing functionality where students can be added from the dashboard, ensuring a smooth transition between interventions.

Previously, you could only move students to interventions that were already set up. Now, you can transfer a student to a new intervention:

- **Step 1:** Click on the 3 dots from a student card and select Update Status.
- **Step 2:** Select the radio button for: *Intervention Plan (create new intervention)*
- **Step 3:** Select an Intervention plan and status from the two dropdowns
- **Step 4:** Click on Save Updates. The new intervention is created, with the Intervention name, creation timestamp and link to the new plan shown in the confirmation message.

JIRA: UIHN-82219

Student moved to Demo ESR 2/7/2025, 12:56:40 pm

Update Status

Abakwue, Amanda BB
13758 | 35260000000000000000
3rd Grade

Current Intervention
(DO NOT DELETE) (DO NOT USE) - Viewer Access Check

Current Status
COMPLETE aabuvw

Change Status to
Do Not Change

Move student to a new intervention
Before moving to a new intervention, the student's status for the current intervention must be set to Withdrawn or Completed

☐ Active or Pending
☒ **Intervention Plan (create new intervention)**

Select Intervention Plan
Demo ESR

New Intervention Status
ENROLL: enroll

Cancel Save updates

MTSS – Intervention Plan Sorting

Feature Overview: Student Sort Option

A new sorting option, "**Recently added**," is now available in the student overview. This feature allows users to sort student lists by the date students were added to an intervention, with the most recently added students appearing first.

JIRA: UIHN 83801

The screenshot shows the 'Selected Meeting' interface in PowerSchool. At the top, there's a date selector for 'Friday, June 13, 2025' and a 'Manage Schedule' link. Below this, the 'Student Overview' tab is active, showing a list of students. A dropdown menu for 'Sort students' is open, with 'Recently added' highlighted. The list shows two students: Abakwue, Amanda BB (3rd Grade) and Anderson, Eric BB (7th Grade). Each student card displays attendance and observations data. For example, Anderson, Eric BB has 100% attendance and 100% observations.

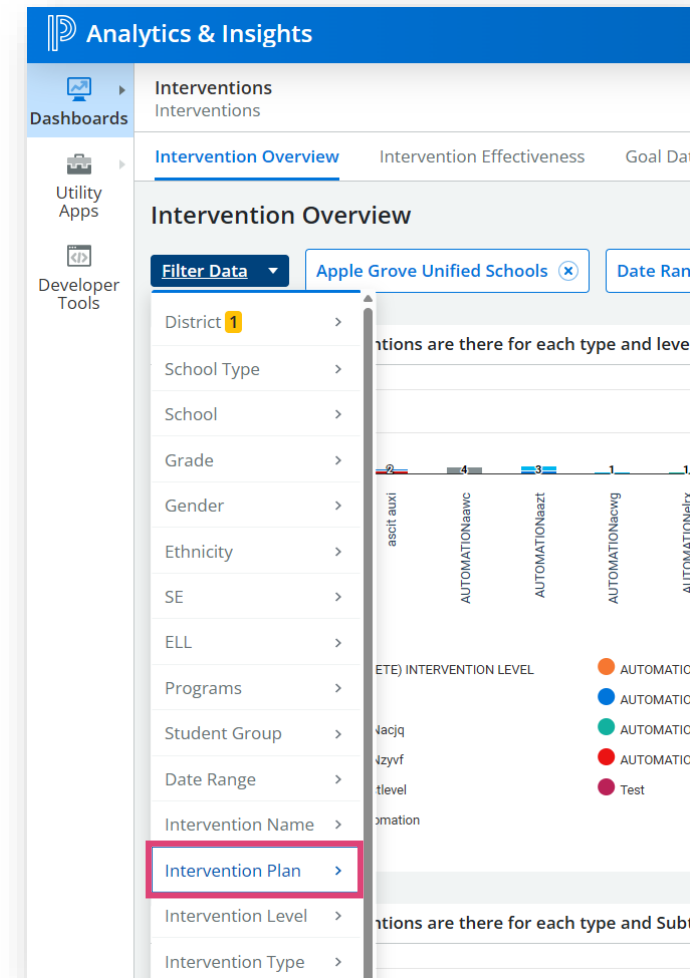
MTSS – Intervention Analytics

Feature Overview: Intervention Plan Filter

Navigation: *Dashboard > Interventions* (all dashboards)

- An Intervention Plan filter has been added to the Intervention Dashboard and classroom views, including development updates and decisions.
- Added "Intervention Plan" filter after "Intervention Name" to filter multiple plans on dashboards and classrooms.
- Inactive Intervention Plans will not be shown in the dashboards
- The filter uses DEFINITION_NAME for identifying Intervention Plans.

JIRA: UIHN 74623



Thank you!